

## NEW YORK GROWTH



### Revenue Growth

**6.3%**

NEW YORK MIDDLE MARKET GROWTH OVER THE PAST 12 MONTHS

**6.6%**

Past 12 Months National

**3.7%**

NEW YORK MIDDLE MARKET GROWTH OVER THE NEXT 12 MONTHS

**5.1%**

Next 12 Months National

### Employment Growth

**3.6%**

NEW YORK MIDDLE MARKET GROWTH OVER THE PAST 12 MONTHS

**3.9%**

Past 12 Months National

**1.9%**

NEW YORK MIDDLE MARKET GROWTH OVER THE NEXT 12 MONTHS

**2.7%**

Next 12 Months National

### New York companies more confident than their peers



GLOBAL ECONOMY

**70%**



NATIONAL ECONOMY

**83%**



LOCAL ECONOMY

**83%**

VS. NATIONAL MIDDLE MARKET

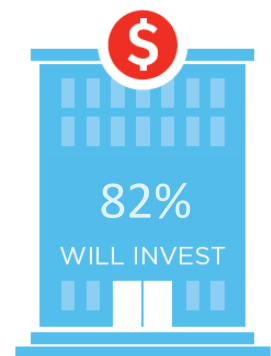
**58%**

**73%**

**80%**

### Preparing for growth through capital investment

Middle market companies in New York are sending a strong message that they are poised to invest.



FOR MORE INFORMATION VISIT  
[MIDDLEMARKETCENTER.ORG](http://MIDDLEMARKETCENTER.ORG)



# MEET NEW YORK STATE'S MIDDLE MARKET

## New York's Middle Market Defined

ANNUAL REVENUE

**\$10MM—\$1B**



NEARLY

**10,200**

BUSINESSES



NEARLY

**\$500B**

IN ANNUAL REVENUE



REPRESENTS

**0.9%**

OF ALL NEW YORK  
COMPANIES



EMPLOYS

**31%**

OF THE NEW YORK  
WORKFORCE



GENERATES

**19%**

OF ALL NEW YORK  
BUSINESS REVENUE



## Diverse



CONSTRUCTION

**6.1%**



HEALTHCARE

**11.6%**



RETAIL TRADE

**9.1%**



WHOLESALE TRADE

**13.0%**



FINANCE & INSURANCE

**8.1%**



PROFESSIONAL SERVICES

**9.3%**



MANUFACTURING

**13.3%**

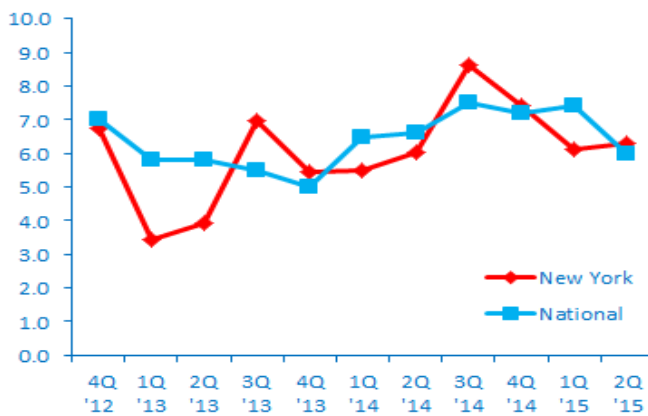


TRANSPORTATION &  
WAREHOUSING

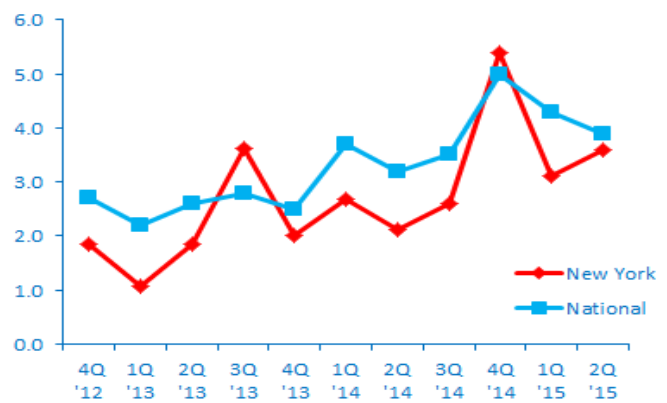
**2.1%**

## NEW YORK GROWTH VS. NATIONAL

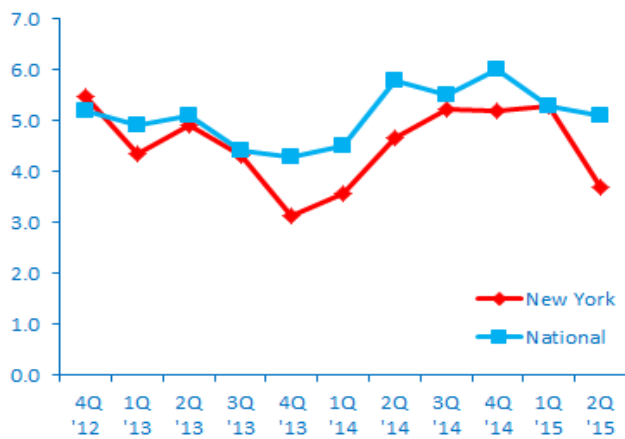
Revenue Growth past 12 months



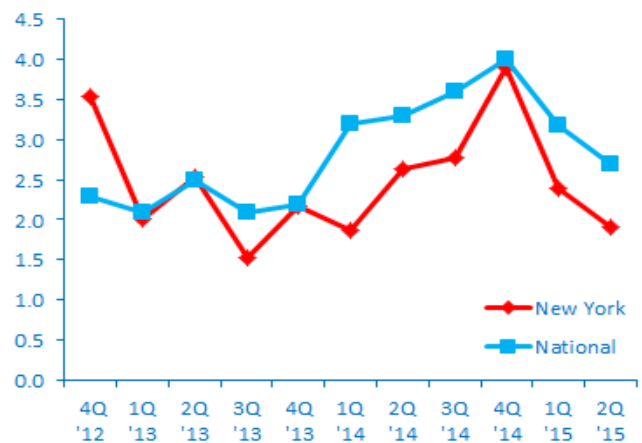
Employment Growth past 12 months



Revenue Growth next 12 months



Employment Growth next 12 months



FOR MORE INFORMATION VISIT  
[MIDDLEMARKETCENTER.ORG](http://MIDDLEMARKETCENTER.ORG)



NATIONAL CENTER FOR  
THE MIDDLE MARKET

In Collaboration With

